



# Agriculture Costs & Margins

**S&P Global Commodity Insights' Agriculture Cost  
& Margin Analytics**

---

**S&P Global**  
Commodity Insights

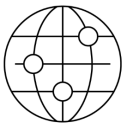


# Introduction


S&P Global Commodity Insights' Agriculture Costs & Margins service empowers clients to navigate the complexities of agricultural economics with confidence. Our analytics enable users to easily compare the profitability and competitiveness of farming operations across various countries and commodities.

This powerful visualization application provides a comprehensive understanding of key financial metrics, including revenue streams such as price and yield, as well as a detailed breakdown of operating costs—covering everything from chemicals and fertilizers to labor. It also features information on fixed costs and overheads, including land, taxes, insurance, and depreciation. By offering both historical and forecast data, this Agriculture Costs & Margins application equips users with the insights needed for successful strategic planning and informed decision-making in an ever-evolving agricultural landscape.

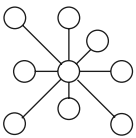
## Product Features:



**Global and regional viewpoints:** Costs of production, margins and revenues.



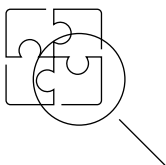
**Graphing capabilities:** The Costs & Margins analytics features an integrated graph functionality - interactive graphs for regional comparisons, allowing for assessments of financial and physical performance.



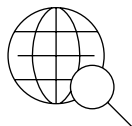
**Multiple data sources:** The service integrates both internal S&P Global data as well as external sources, utilizing the strengths of both sources. The S&P Global data used includes both historical and forecasts based on the analysis of fundamental drivers of change for different cost and pricing components.



**Trend Analysis:** Written summaries are also included, which allow users to gain a better understanding of the driving factors behind various projected trends.



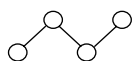
**Transparency and methodology:** Transparency of the data sources and methodology for forecasts. Internal datasets are methodologically consistent enabling a like-for-like comparison.



**Comprehensive coverage:** Current coverage includes all major crop commodities and key regions and countries.

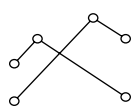


## Product Benefits:




### Benchmark and validate your data against independent forecast:

Access reliable and standardized data with a consistent and clear methodology used for short-term and long-term forecast. Our data is sourced from multiple reputable sources.



### Latest market movements:

Identify trends, patterns and cost drivers, anticipate potential challenges and opportunities by monitoring the composition of the production costs, both historically and through forecasting.



**Market insights:** Unlock valuable insights that can inform strategic decision-making, and ultimately enhance the profitability and competitiveness in the market. Users can gain a better understanding of markets and end users, commercial decision making, investments, and more.

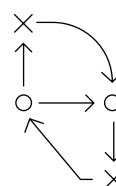


### Informed investment decisions:

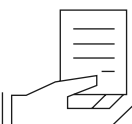
Identify growth and investment opportunities (and benchmark them against your existing portfolio), assess outlooks for future potential investments.



**Risk management:** Assess existing investment portfolio risks and exposure (by region, crop, company, etc.).



**Strategic planning:** Make informed product pricing decisions (and adjust input pricing), forecast product sales, plan distribution and marketing strategies, assess country/regional/global comparative advantages, and more.



**Policy development:** Access data and insights that support the development of effective agricultural policy proposals and incentives.



## Key Users:

- Market Intelligence Manager
- Research Analyst
- Marketing Analyst
- Investment Analyst
- Economist

## Platform/Delivery:

This product is accessible via **Platts Connect** and **S&P Connect**.

## Contact Us:

Email us at [CI.support@spglobal.com](mailto:CI.support@spglobal.com) to learn more.

## CONTACT US

### The Americas

+1-800-752-8878

### EMEA

+44(0)-20-7176-6111

### Asia-Pacific

+65-6530-6430

## OFFICE LOCATION

[spglobal.com/offices](https://spglobal.com/offices)

**S&P Global**  
Commodity Insights

[spglobal.com/commodityinsights](https://spglobal.com/commodityinsights)

Copyright © 2024 by S&P Global Commodity Insights, a division of S&P Global Inc. All rights reserved. No content, including by framing or similar means, may be reproduced or distributed without the prior written permission of S&P Global Commodity Insights or its affiliates. The content is provided on an "as is" basis.